

PETE'S MAGIC PANTS

PIRATE PERIL

PADDY KEMPSHALL  CHRIS CHATTERTON

Help Pete find Ted's
stolen treasure by
completing all the
activities!

Colour in your own pants

All adventurers need their own pair of magic pants!
What would yours look like?



To celebrate the release of Pete's second magic adventure!



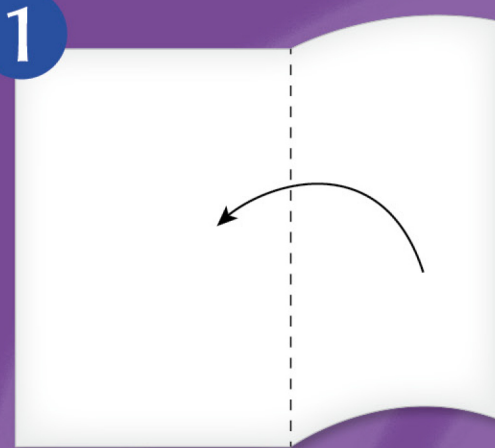
Make your own Pirate Hat

You Will Need:
1 piece of rectangular paper

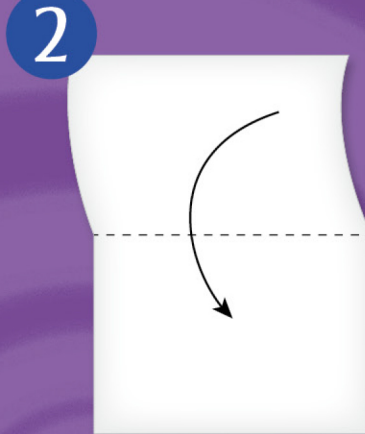


A pirate wouldn't be complete without their hat!


Here's how to make your own hat.



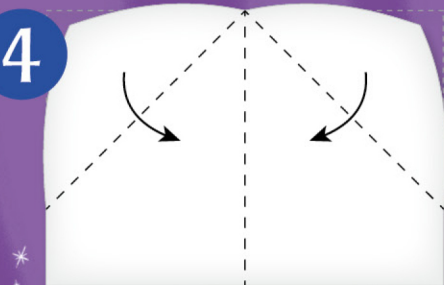
Fold a rectangular piece of paper in half with the long side up



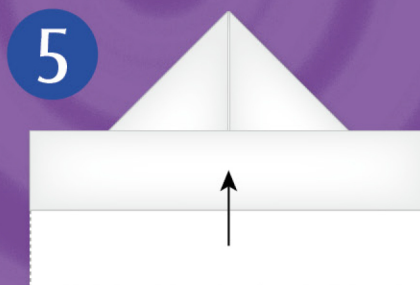
Now fold it in half downwards



Unfold the paper upwards and turn landscape so the folded edge is at the top



Fold the corners to the centre



Fold one bottom flap upwards to meet the corners



Turn over and fold the other bottom flap upwards

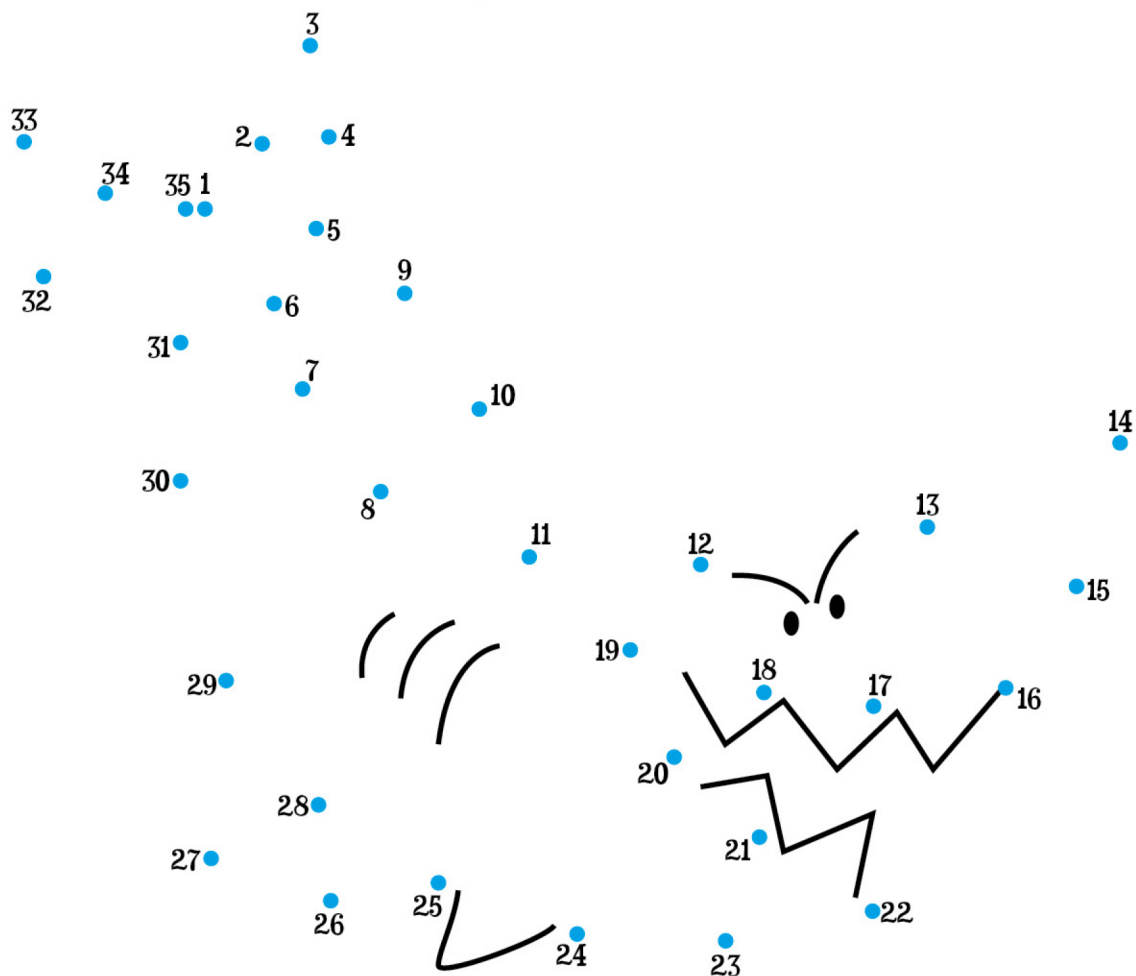
Now decorate your hat!



Scary Dot-to-Dot

You'll have to be brave on your journey to get the treasure.

Join the dots to see what Pete and Ted are sailing past!



To celebrate the
release of Pete's
second magic
adventure!

Farshore

Follow the Maze to the Treasure

You're nearly there!
Can you make your way through
the maze to find the treasure?



To celebrate the
release of Pete's
second magic
adventure!

Answers:

Dot to dot

Maze



Well done!
You've found Ted's treasure!

